

FAQs:

What kind of audiobooks can I listen to on my eReader?

Currently the only format that both the Nook and the Sony Reader support are MP3 audiobooks. Most eReaders cannot support the software to convert the Digital Rights Management (DRM) of WMA audiobooks.

Will my eReader bookmark (save where I stop) my audiobook?

While the eReader can play MP3 files, including MP3 audiobooks, the audio portion of the software does not support bookmarking audiobooks. Each part of an audiobook will be treated as one “song”.

Can I return an MP3 audiobook early?

Unlike eBooks, audiobooks cannot be returned early from an eReader. They will expire after your checkout duration (either 7 or 14 days).

More Questions?

Contact your local C/W MARS library staff with any further questions or concerns.



<http://www.cwmars.org>



OverDrive Digital Catalog

<http://digitalcatalog.cwmars.org>

How To:

**Listen to
MP3 Audiobooks
On Your
eReader**

*Sony Reader
or
Barnes & Noble Nook*

1. Check Out an MP3 Audiobook

- Navigate to the C/W MARS OverDrive Digital Catalog at <http://digitalcatalog.cwmars.org>. Alternately, navigate to our homepage (<http://www.cwmars.org>). Use the “Download eBooks & Audiobooks” link in the Quick Links Menu to get to the Digital Catalog.
- Search for MP3 Audiobooks. You can limit your search to this format if you click on Advanced Search.
- In a general search you will find both WMA and MP3 audiobooks. NOTE: **Only MP3 audiobooks can be downloaded to your eReader.** You can see the kind of book under Format Information.

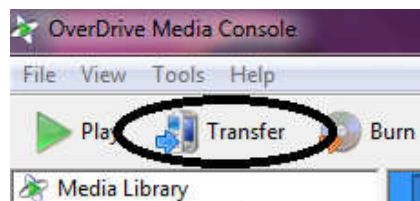
Format Information

OverDrive MP3 Audiobook

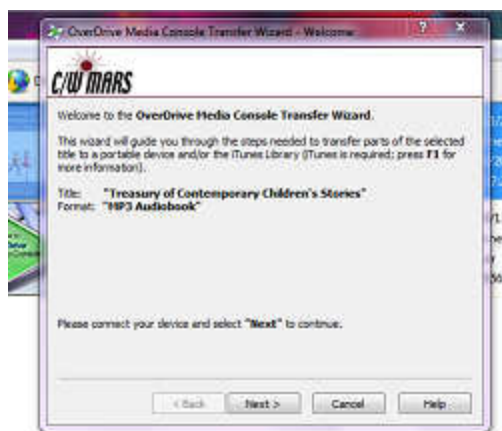
- To check out a title that is available, click “add to cart”.
- Proceed to checkout when ready, login with your C/W MARS library card.
- Click Download. Open in OverDrive Media Console.

2. Transfer to Your eReader

- Open up OverDrive Media Console.
- In your Media Library, highlight your MP3 Audiobook title. Click on Transfer.

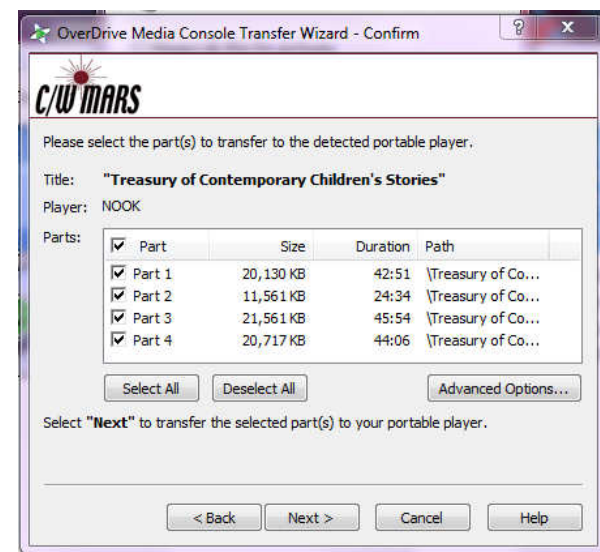


- Follow the step-by-step Wizard.

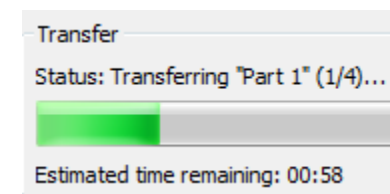


- The Wizard will ask you to connect your eReader. Once your device is connected, click Next to pick which parts of the MP3 audiobook to download.

3. Listen



- Click Next to begin the transfer.



- When transfer is complete, click Finished. Disconnect your eReader from the computer.
- On the Sony Reader, go to More, then Audio to find your audiobook. On the Nook, go to Audio.
- Enjoy listening to your MP3 audiobook!